



# LINEA



Linea is an **oblong slab** with a straight edges and a flat surface and the perimeter secured with special profiling. Spacers enlarged with spacing **fitting ecoLinea** slabs. The pattern consists of a single repetitive element.



## USAGE

Terraces, alleyways and garden paths, pavements, courtyards, passages, driveways nad car parks loaded with vehicle traffic up to 3.5 t.

## USEFUL RECOMMENDATIONS

Installation in accordance with construction practice. Use with a traffic load of up to 3.5 t is subject to the roadbase being constructed in accordance with the IBDiM (Road and Bridge Research Institute) guidelines contained in the product documentation. Joint width 3-5 mm.

## SPECIAL FEATURES

Oblong plate with a straight edges and flat surface around and the perimeter secured with special profiling. Spacers enlarged with spacing fitting CUBE, ecoSolid and STYLE slabs. The pattern consists of a single repetitive element. **\*ATTENTION:** For technological reasons pallette's weight may change.


All surfaces should be executed in accordance with the guidelines of GDDKiA (General Directorate for National Roads and Motorways) No. D-05.03.23.

## DANE TECHNICZNE

Slab thickness (cm)	7
Pallet weight (kg)	1140*
Number of pieces per pallet	48

## WZORNIK

### MULTIKOLOR SURFACE



gothic \*

dark\*

light\*



\*on order product



Zobacz ten produkt  
online w swoim  
smartfonie

