



METRO



6 elongated elements of Metro paving stone allow creation of extremely modern and impressive pavement patterns. Available in a number of stylish colors, the concrete paving stone will **alter any space – be it private or public one**. Flat surface, simple, microphase-protected edge line and increased dimensions of elements will prove great, especially on **large planes**. The paving stone is perfect for creating surfaces that will **optically elongate the space**.



USAGE

Terraces, alleyways and garden paths, pavements, courtyards, passages, driveways and car parks loaded with vehicle traffic up to 3.5 t.

USEFUL RECOMMENDATIONS

Projects in compliance with construction principles. Use with a traffic load of up to 3.5 t is subject to the roadbase being constructed in accordance with the manufacturer's guidelines contained in the product documentation. Joint width 3-5 mm.

SPECIAL FEATURES

Straight edge paving stones protected with microfiber and flat grain surface. Spacers of classic size. The pattern consists of 6 elements packed together. The stones made with the use of the two-ply technology. ***ATTENTION:** For technological reasons pallet's weight may change.


All surfaces should be executed in accordance with the guidelines of GDDKiA (General Directorate for National Roads and Motorways) No. D-05.03.23.

DANE TECHNICZNE

Paving stones' thickness (cm)	8
Pallet weight (kg)	1540*
Number of m2 on a pallet	8,36

WZORNIK


MULTIKOLOR SURFACE



york*

diamond

colours of shell*



dark*

colours of autumn*


light*



gothic



STANDARD SURFACE



graphite

grey*

* on order product



Zobacz ten produkt
online w swoim
smartfonie

SYSTEM OF ELEMENTS ON A PALLETE

D	E	F
A	B	C
F	D	E
D	E	F
B	C	A
E	F	D