


# MOSAIC



**Mosaic** is paving characterized by irregular edges and flat surface. Rectangles of different sizes (**13 sizes**), after laying, **create an elegant and harmonious surface**, reminiscent of ancient mosaics. With so **many variants**, laying the stones becomes a creative challenge for people who like to play with form – they can give vent to their visions and **get a unique effect** on the surface of the puzzle. **Mosaic paving is perfect for a large area.**



## USAGE

Terraces, alleyways and garden paths, pavements, courtyards, passages, driveways and car parks for cars and trucks over 3.5 t, roads with low heavy traffic (KR3).

## USEFUL RECOMMENDATIONS

Installation in accordance with construction practice. Use with a traffic load of more than 3.5 t and heavy traffic KR3 is subject to the roadbase being constructed in accordance with the manufacturer's guidelines contained in the product documentation. Joint width 3-5 mm.

## SPECIAL FEATURES

Paving with irregular edges and flat surface. Spacers with a special enlarged dimension. The pattern consists of 13 elements packed together. The stones made with the use of the two-ply technology. **\*ATTENTION:** For technological reasons pallet's weight may change.


All surfaces should be executed in accordance with the guidelines of GDDKiA (General Directorate for National Roads and Motorways) No. D-05.03.23.

## DANE TECHNICZNE


Paving stones' thickness (cm)	8
Pallet weight (kg)	1460*
Number of m2 on a pallet	8,2

## WZORNIK

### MULTIKOLOR SURFACE



### STANDARD SURFACE



\* on order product



Zobacz ten produkt  
online w swoim  
smartfonie

SYSTEM OF ELEMENTS ON A PALLETE

A1	A2		A3
B1	B2	B3	B4
C1		C2	C3
A4	A5	A6	A4
B4	B2	B3	B1